



August 7th-10th, 2025

Premium Book

TABLE OF CONTENTS

Junior Fair

Open to any Members of 4-H, FFA, VICA, FBLA, FCCLA, Art Club or other Youth Groups: (e.g.) Boy Scouts, Girl Scouts, etc.

Animal Science	33	Horse Show	11
Booths	35	Knitting and Crocheting	21
Beef	9	Livestock Auction	7
Clothing	21	Mechanical Projects	33
Clover Buds	20	Natural Resources Science	30
Computers	34	Photography	32
Cultural Arts	26	Poultry	13
Dairy	8	Rabbits	13
Electricity	32	Rules for all Entries	6
Entry Day for Livestock	5	Self Determined	35
Exploring & Cloverbuds	20	Sheep & Goats	11
Family Living	26	Swine	36
Flowers and Houseplants	29	Vegetable Boxes	28
Food Preservation	24	Veterinary Science	33
Foods and Nutrition	22	What's New	4
Health, Social, & Safety	34	Woodworking/ Metalworking	31
Home Furnishings	25	Youth Leadership	34

OPEN CLASS

OPEN TO ANYONE IN THE BLOOMER AREA

Arts & Crafts	18	Food Preservation	24
Clothing	21	Photography	32
Farm Products	15	School Related Projects	19
Flowers & Houseplants	17	Vegetable Boxes	15
Foods and Nutrition	22		

Attention All Animal Exhibitors

Including Dairy, Beef, Sheep, Goats, Rabbits, Swine and Poultry: Please contact Darren Swartz: 715-568-2800 ext. 4171 or Jackie Johnson: 715-568-2800 ext. 4160 or email bloomerfair@gmail.com by **the last Friday in July** with numbers to reserve stall space or cages.

We hope you enjoy the Bloomer Community Fair. If, at any time, you have any questions or concerns about our fair, please contact: Darren Swartz or Jackie Johnson with the contact information provided above.

BLOOMER FAIR PROGRAM OF EVENTS

Thursday August 7th, 2025

(Entry Day)

Entry day for all exhibits, including Rabbits and Poultry

3:00 PM to 7:00 PM

Livestock Auction Weigh-In (Swine 4pm, Sheep 5pm, Steers 6pm)

Friday August 8th, 2025

(Judging Day)

Judging of exhibits to begins at 8:00 AM

Foods Judging Contest – 8:30 AM

Swine – 8:00 AM

Beef-9:00 AM

Clothing Judging Contest – 9:45 AM

Dairy - 11:00 AM

Sheep-Noon

Goats-1:30 PM

Rabbits-2:00 PM

Poultry 3:30 PM

Saturday August 9th, 2025

Ag Olympics 10:30am

Livestock Buyer Registration 12:00-1:15pm

Livestock Auction 1:30 pm

Judging of Herdsmanship in all the livestock barns to continue during the entire fair.

Judging of the barns may take place anytime between 9:00 AM and 9:00 PM

Sunday August 10th, 2025

Exhibits on Display

Judging of Herdsmanship to Continue– Announcing of Herdsmanship winners– 4:00 PM

Checkout time for livestock – 4:00 to 6:00 PM

Checkout time for all other exhibits – 4:00 PM

Saturday August 16th, 2025

Horse Show 9:00 am

Registration 8:00-9:00 am

Please contact Kathy Heidtke for more information 715-568-5083

New for 2025

- **Showmanship is required for ALL animal species exhibited.**
- **Poultry exhibits must be hatched after January 1st.**
- **Change in ear tag requirements for auction animals.**
 - **All auction beef and lambs must have an official 840 identification or scrapie identification tag. Tags can be purchased from a veterinarian.**
 - **All auction hogs must be ear notched and tagged with a common ear tags. Ear tag and ear notch must match.**
 - **Bloomer Fair will not be providing tags this year**
 - **See page 7 for auction animal requirements.**

Continuing

- **Every exhibitor who registers any combination of ten entries in the art, crafts and farm products exhibit (pages 15-35) will be entered in a drawing for \$100.00 dollars sponsored by the Bloomer FFA Alumni. Exhibitors must enter their own name at time of registration on Thursday to be eligible. Does not include livestock entries.**
- **Rabbit and poultry showmanship judging, judge will be available at your convenience from 8am-1pm on judging day Friday.**

80th Bloomer Fair T-Shirt Design Contest Extended

- **See last page of fairbook for details.**
- **Deadline extended to April 1st.**

Premium Money

All premium money must be picked up by the time the entries are removed. Any premiums not picked up will be returned to the Bloomer Community Youth Club. **A special thank you to Security Bank for their support of the fair and the premium monies.** All exhibitors are encouraged to send a thank you note to Security Bank.

1923 17th Ave, Bloomer, WI 54724 or 112 E Main St, New Auburn, WI 54757

ENTRY DAY FOR LIVESTOCK, (dairy, beef, sheep, swine, goats)

THURSDAY, FROM 3:00 TO 7:00 PM

GENERAL RULES FOR EXHIBITS OF LIVESTOCK AND POULTRY



1. Exhibiting of dairy and beef cattle is open to members of the 4-H, FFA, or other clubs.
2. Exhibitors must be caring for animals and keeping records on their animals. All exhibitors must be registered.
3. Exhibitors should use individual utensils in caring for animals
4. **Bedding to be furnished by the exhibitor.**
5. All stalls/pens must be kept in good condition. The barns will be regularly inspected and exhibits must be kept neat at all times. Failure to do this will forfeit any premium won. Judges will not award premiums to exhibitors who are not worthy.
6. Bulls may be entered by exhibitors 14 years & over.
7. Entries of livestock must be registered with Darren Swartz or Jackie Johnson on or before the last Friday in July. Phone: 568-2800, ext. 4171 or 4160. Exhibitors are limited to 4 dairy or beef exhibits(breeding stock and market) and 5 poultry exhibits and 5 rabbit exhibits.
8. All health and identification regulations as stated in the Northern Wisconsin State Fair book will apply to the Bloomer fair. If a copy is needed, contact Mr. Darren Swartz or Ms. Jackie Johnson.
9. All Beef and Dairy exhibits require permanent, individual identification (ie. Metal ear tag, brand, registration papers, or tattoo). Additional information is needed if the animal did not originate in Wisconsin.
10. Sheep exhibits require an official scrapie ear tag on all sexually intact sheep and all other sheep over 12 months of age.
11. Goat exhibits require an official scrapie tag or other official scrapie identification.
12. All Poultry and waterfowl exhibits must originate from flocks designated as U.S. Pullorum-Typhoid Clean or NPIP Affiliate flock and accompanied by a NPIP certificate or originate from a Wisconsin Tested Flock or Wisconsin Associate Flock and be accompanied by an enrollment certificate. Birds not meeting this requirement may be exhibited with a negative test for pullorum-typhoid conducted within 90 days of exhibition and identified with a leg or wing band.
13. Equine exhibits must have documentation of a negative coggins test conducted with the last year.
14. Exhibitors will be required to supply a Livestock Premise ID number for animal exhibits.

GENERAL RULES FOR ALL ENTRIES

1. The junior division of this fair is open to any Bloomer area boy or girl being a member of the 4-H, FFA, FCCLA, Boy Scouts, Girl Scouts, VICA, FBLA, or any other youth group members doing equivalent work. A member may enter any junior exhibit in any area regardless of the individual projects carried in 4-H or FFA. (i.e. – if a member wants to show a dairy calf but is not in the dairy project, that is OK) All clubs having exhibitors will be asked to share in supervising.
2. Only one entry per premium number allowed by each exhibitor. All exhibits must be the result of the labor of the person exhibiting. Records on each entry must be available if asked for.
3. Exhibitors can participate in the junior fair until one year after high school graduation. If an exhibitor graduates in 2025, Bloomer fair 2026 would be their last eligible fair to exhibit.
4. **All exhibits must have been completed, built, grown, harvested after last year’s fair, unless otherwise noted.**
5. Premiums will be paid only on animals and articles listed in this book.
6. Livestock and poultry exhibits must remain in place until 4:00 PM, Sunday, and must be removed by 6:00 PM. All other exhibits must remain in place until 4:00 PM, Sunday, and must be removed by 6:00 PM, Sunday. Market swine and sheep will be hauled to slaughter Monday after the fair.
REMOVAL BEFORE WILL MEAN FORFEITURE OF PREMIUM MONEY
7. A modified Danish System of placing will be used with approximately 1/3 firsts, 1/3 seconds and 1/3 thirds.

REGISTRATION PLEASE NOTE

All exhibitors in the Junior Fair Division must be members of 4-H, FFA, FCCLA, Boy Scouts, Girl Scouts, VICA, FBLA, or any other youth group. All exhibitors in the Junior and Open Class Division must fill out a registration envelope at the front desk of the exhibit building before entering exhibits. **REGISTRATION SHOULD BE DONE ONLY ONCE.**

	
<u>Livestock Animal Auction Registration QR</u>	<u>YOCA Program QR</u>

LIVESTOCK AUCTION

- Bloomer Fair livestock sale is open to Bloomer area youth 4-H and FFA groups. Members from the following youth groups are invited to participate in the Bloomer Fair livestock sale: Bloomer FFA, New Auburn FFA, Duncan Creek 4-H, Hay Creek Ramblers 4-H, Mile Corner 4-H, Woodmohr 4-H, Howard Wheaton 4H.
- The following species will be sold at the auction: Sheep, Swine and Beef. Exhibitors can identify more than one market animal but are limited to weighing, exhibiting and selling one animal in the auction.
- YQCA Certification will be required for all exhibitors selling an animal in the auction. This will be required annually. <https://yqcaprogram.org/>
- All meat animal projects need to be tagged. Beef and lambs must have an official 840 identification tag or scrapies identification tag. Hogs must be ear notched and be tagged with a common livestock tag. Ear notch and tag must match. 840/scrapies tags can be purchased from a veterinarian. Hogs tags can be any form of ear tag.
- Livestock Weights: Swine minimum of 230 lbs, maximum of 320 lbs, swine over 320 lbs will not be eligible for sale. Beef minimum of 1000 lbs. Market lamb minimum weight of 100 lbs. Exhibitors with swine over 320 lbs will only receive payment for 320 lbs.
- Sale auction will be based on live weights determined on fair entry day/weigh-in day.
- 3% commission will be charged on meat animals sold at the auction. This money will stay with the Bloomer Fair livestock auction project to pay for expenses associated with the auction.
- Meat locker space is reserved at Bob's Processing and Lott's-a-Meat in Bloomer. Swine and Lambs will be processed Monday after the fair. Beef will be processed the two Tuesday's after the fair. All Beef will be processed at Bob's Processing. All lambs and swine will be processed at Lott's-a-meat.
- Beef exhibitors are responsible for transporting their animals to slaughter. Transportation for swine and lambs will be provided.
- Any market animals that exhibit unsafe behavior or show evidence of minimal work exhibited by the exhibitor will be dismissed from the fair and will not be eligible for auction.
- Exhibitors must be an active member of the designated FFA and 4-H group within the Bloomer Community and in good standing in order to be eligible for sale auction.

Market Animal Checklist

- March 1st - Register to confirm exhibitor participation in livestock auction using this link: <https://forms.gle/GR72ezMy1ZdCmEqG9> or QR code on page 6.
- April 1st - Email photos of ear tagged livestock to Mr. Swartz or Ms. Johnson. Please include the name of the exhibitor with the sent photo. bloomerfair@gmail.com
- July 1st - Complete YQCA training, email to bloomerfair@gmail.com
- July 26th - Reserve pen/stall space.
- August 7th - Weigh-in animal at fair. (Swine 4pm, Sheep 5pm, Steers 6pm). Must bring health certification forms at time of weigh-in.
- August 8th - Participate in livestock and showmanship show, required for sale.
- August 9th - 1:30 pm auction. All sale exhibitors will be required to help in setting up for the sale prior to the auction.
- August 10th - Pick-up buyer information and sales check from the 4H/FFA exhibit building after pens/stalls have been cleaned.
- Beef exhibitors must drop off animals for slaughter at specified time given Sunday of the fair.

Premium List

DEPT. 1 – DAIRY

(Junior Division)

1. Exhibitors are limited to 4 animal entries in dairy and/or beef in total.
2. A spring calf is one born on or after March 1 of exhibit year.
3. A winter calf is one whose date of birth is between December 1 of the year preceding the exhibit year and February 28 or 29 of the exhibit year.
4. A fall calf is one whose date of birth is between September 1 to November 30 of the year preceding the exhibit year.
5. A summer yearling is one whose date of birth is between June 1 and August 31 of the year preceding the exhibit year.
6. A spring yearling is one whose date of birth is between March 1 and May 31 of the year preceding the exhibit year.
7. A winter yearling is one whose date of birth is between December 1 of the second year preceding the exhibit year and February 28 or 29 of the year preceding the exhibit year.
8. A fall yearling is one whose date of birth is between September 1 and November 30 of the second year preceding the exhibit year.
9. Dry Cow - must have completed at least one lactation at the time of fair.

PREMIUMS – 1ST - \$6.00, 2ND - \$5.00, 3RD - \$4.00

Class A - Holstein

Class B - Guernsey

Class C – Jersey

Class D – Brown Swiss

Class E – Other Dairy Breeds

- | | |
|------------------------|----------------------------------------------------------|
| 1. Bull calf, spring | 6. Heifer calf, fall |
| 2. Bull calf, winter | 7. Heifer calf, summer yearling |
| 3. Bull calf, fall | 8. Heifer calf, spring yearling |
| 4. Heifer calf, spring | 9. Heifer, winter yearling |
| 5. Heifer calf, winter | 10. Heifer, fall yearling |
| | 11. Dry Cow, must have completed at least one lactation. |

DAIRY SHOWMANSHIP

1. **Beginners** – Completed grades 3-6.

Awards

(1st) \$4.00 & Rosette

(2nd) \$3.00 & Rosette

(3rd) \$2.00 & Rosette

(All others) \$1.00

2. **Intermediate** – Completed Grades 7-9.

Awards

(1st) \$4.00 & Rosette

(2nd) \$3.00 & Rosette

(3rd) \$2.00 & Rosette

(All others) \$1.00

3. **Seniors** – Grades 10 & Up.

Awards

(1st) \$4.00 & Rosette

(2nd) \$3.00 & Rosette

(3rd) \$2.00 & Rosette

(All others) \$1.00

SPECIAL AWARDS

1. Grand Champion Female of Dairy Show
2. Reserve Champion Female of Dairy Show
3. Grand Champion Male of Dairy Show
4. Reserve Champion Male Dairy Show
5. Best Fitted Dairy Animal
6. Reserve Best Fitted Dairy Animal

DRESS-AN-ANIMAL COMPETITION

Any exhibitor showing any animal at the fair is invited to enter an exhibit in the Dress-an-animal competition. A short narrative describing the outfit or telling a story to go along with the animal should be provided to the ring announcer. This competition will take place immediately following the beef show. Exhibitors may work individually or as a team.

DEPT. 2 - BEEF

(Junior Division)

Exhibitors are limited to 4 animal entries in Dairy and/or Beef in total.

1. A junior calf is one born on or after January 1 of the exhibit year. The calf shall be at least 4 months old at the time of exhibit.
2. A senior calf is one whose date of birth is between September 1 and December 31 of the year preceding the exhibit year.
3. A summer yearling is one whose date of birth is between May 1 and August 31 of the year preceding the exhibit year.
4. A junior yearling is one whose date of birth is between January 1 and April 30 of the year preceding the exhibit year.
5. A senior yearling is one whose date of birth is between September 1 and December 31 of the second year preceding the exhibit year.
6. A 2 year-old or older cow is one born before September 1 of the second year preceding the exhibit year and which has calved during the past year.

Premiums: 1st - \$6.00 2nd - \$5.00 3rd - \$4.00

CLASS A – BREEDING CLASSES No.'s 1-7 Below.

1. Bull, Junior Calf (Purebred)
2. Bull, Senior Calf (Purebred)
3. Heifer, Junior Calf (Grade or Purebred)
4. Heifer, Senior Calf (Grade or Purebred)
5. Heifer Summer Yearling (Grade or Purebred)
6. Heifer, Junior Yearling (Grade or Purebred)
7. Heifer, Senior Yearling (Grade or Purebred)
8. Cow & Offspring (Cow must be exhibited by member in the show ring and the calf by a person of the exhibitor's choice – Calf must be a junior calf)

CLASS B – MARKET CLASS STEERS BEEF

CLASS C- MARKET DAIRY AND BEEF CROSS

CLASS D - MARKET DAIRY STEERS

1. Non-Market Ultra Light Weight Class - Under 1000 pounds
2. Market Light Weight Class
3. Market Medium Weight Class
4. Market Heavyweight Class

BEEF SHOWMANSHIP

1. Juniors – Completed grades 3-6.
2. Intermediate – Completed grades 7-9.
3. Seniors – Completed grades 10 & up.

Awards: 1st - \$4.00 & Rosette
 2nd - \$3.00
 All Others - \$ 2.00

SPECIAL AWARDS

1. **Grand Champion Beef Exhibit**
2. **Reserve Champion Beef Exhibit**
3. **Champion Beef Show Person**
4. **Reserve Champion Beef Show Person**

HERDSMANSHIP CONTEST

The award shall act as an incentive to exhibitors to do an excellent job in caring for their animals and preparing their exhibit. Judging will be done by a committee of judges at different times during the fair. The awards will be given to winning clubs and also to individuals not showing with a club. Exhibits will be scored as follows:

HERDSMANSHIP SCORECARD

1. General appearance and neatness of exhibit60%
 (Including entry cards, displaying ribbons, etc.)
2. Conduct and appearance of exhibitor.....10%
3. Storage of feed and equipment10%
4. Type and quality of animals10%
5. Attendant in charge10%

SPECIAL HERDSMANSHIP AWARDS

There will be cash prizes for Herdsmanship

Distributed Equitably: Large Herd: 1st – Blue, 2nd – Red, 3rd – White
 Small Herd: 1st – Blue, 2nd – Red, 3rd – White

DEPT. 3 – PLEASURE HORSES

1. Open to members of 4-H, FFA and other clubs doing comparable work. An exhibitor may show two head. One of these must be owned by the member and the other may be managerial as defined by project requirements.
2. **NO** stallions over one year of age can be exhibited.
3. Exhibitors should be ready to exhibit their animals by Saturday at 9:00 AM.
4. Animals will not be housed at the fairgrounds and therefore, exhibitors should be prepared to take animals home following the show.
5. A modified Danish System of placing will be used in the **HORSEMANSHIP CLASS** with 1/3 firsts, 1/3 seconds, and 1/3 thirds.

PREMIUMS IN HORSEMANSHIP

Trophies presented to First Place winner in each class.

Age divisions: Beginners 9-11 (as of Jan. 1) : Intermediate 12-14 (as of Jan. 1) :
Senior 15 – over (as of Jan. 1)

- | | |
|----------------------------------------------------------------------------------------------------------------------------------|--------------------------------------------------------------------------------------------------------------------------------|
| 1. Halter 3 & under – Ribbons only | 3. Showmanship – Beginners |
| 2. Halter 4 & under – Ribbons only | 4. Showmanship – Intermediate |
| | 5. Showmanship – Senior |
| <u>PREMIUMS</u> – 1 st place (individual) \$6.00, 2 nd place (individual) \$4.00, All others \$2.00 | |
| 6. Western Pleasure – Beginners | 8. Western Pleasure – Senior |
| 7. Western Pleasure – Intermediate | 9. Novice Western Pleasure – Open |
| <u>PREMIUMS</u> – Ribbons only | |
| 10. Western Horsemanship – Beginners | 12. Western Horsemanship – Senior |
| 11. Western Horsemanship – Intermediate | 13. Novice Western Horsemanship – Open |
| <u>PREMIUMS</u> 1 st (blue) \$4.00, 2 nd (red) \$3.00, 3 rd (white) \$2.00 | |
| 14. English Pleasure – Open - Ribbons only | 15. English Equitation – Open - 1 st (blue)
\$4.00, 2 nd (red) \$3.00, 3 rd (white) \$2.00 |
| 16. Games – Open to all youth 18 and under | |

PREMIUMS – Ribbons only

**** Helmet use is required for all pleasure riding classes and recommended for the game classes.**

DEPT. 4 – SHEEP & GOATS

(Junior division)

PREMIUMS – 1st \$6.00, 2nd \$5.00, 3rd \$4.00

Sheep must be sheared to 3/8 inch wool or less.

CLASS A – SHEEP MEAT BREEDS BREEDING STOCK

Suffolk, Hampshire, Southdown, Shropshire, Dorset, Oxford, Cheviot, Commercial

- | | |
|-----------------------------------|----------------------------------------|
| (1) Best Ram (any age) | (3) Best Ewe Lamb |
| (2) Best Ewe (yearling or mature) | (4) Best Wether (includes crossbreeds) |

CLASS B - SHEEP WOOL BREEDS
BREEDING STOCK (e.g.)

(1) Best Ram (any age)

Rambouillet, Columbia, Corriedale, Targhee, any other wool.

(2) Best Ewe (yearling or mature)

(3) Best Ewe Lamb

CLASS C - MARKET LAMBS

1. Non-Market Ultra Light Weight Class - Under 100 pounds
2. Market Light Weight Class
3. Market Medium Weight Class
4. Market Heavy Weight Class

CLASS D - SHEEP SHOWMANSHIP

PREMIUMS –1ST \$4.00, 2nd \$3.00, All others \$2.00

(1) Beginners – completed grades 3-6.

(2) Intermediate - completed grades 7-9.

(3) Senior – completed 10 and above.

1. **Grand Champion Sheep Exhibit**
2. **Reserve Champion Sheep Exhibit**
3. **Champion Sheep Show Person Show Person**
4. **Reserve Champion Sheep Show Person**

CLASS E – PRODUCTION GOATS

(1) Doe Kid(6 mos. and under)

(2) Buck Kid(6 mos. and under)

(3) Yearling doe(6-12 months)

(4) Milking yearling(must have kidded)

(5) Doe(2 yrs. and older)

(6) Wethers(under 12 months) – minimum of 30 pound

(7) Boer Goats

CLASS F – PYGMY GOATS

(1) Best Buck(under 6 mos. of age)

(2) Best Doe(any age)

(3) Best wether (any age)

CLASS G - GOAT SHOWMANSHIP

PREMIUMS –1ST \$4.00, 2nd \$3.00, All others \$2.00

(1) Beginners – completed grades 3-6.

(2) Intermediate - completed grades 7-9.

(3) Senior – completed 10 and above.

1. **Grand Champion Goat Exhibit**
2. **Reserve Champion Goat Exhibit**
3. **Champion Goat Person Show Person**
4. **Reserve Champion Goat Show Person**

DEPT.5- POULTRY

1. Birds must be hatched after January 1st of fair year.
2. Each exhibitor must bring a cup or coffee can for watering. Feed will be provided by Stelters.
3. Each exhibitor is allowed only one entry per premium number and a maximum of 5 entries.
4. Exhibits must be the results of the labor of the person exhibiting.
5. Exhibitors must be present at showing time.
6. Padlocks are recommended for all cages
7. All Poultry and waterfowl exhibits must originate from flocks designated as U.S. Pullorum-Typhoid Clean or NPIP Affiliate flock and accompanied by a NPIP certificate or originate from a Wisconsin Tested Flock or Wisconsin Associate Flock and be accompanied by an enrollment certificate. Birds not meeting this requirement may be exhibited with a negative test for pullorum-typhoid conducted within 90 days of exhibition and identified with a leg or wing band.

PREMIUMS – 1st \$4.00 2nd \$3.00 3rd \$2.00

American Varieties

1. Cockerel
2. Pullet

Mediterranean Varieties

3. Cockerel
4. Pullet

Asiatic Varieties

5. Cockerel
6. Pullet

English Varieties

7. Cockerel
8. Pullet

Continental Varieties

9. Cockerel

10. Pullet

Clean Leg Bantams

11. Cockerel
12. Pullet

Feather Leg Bantams

13. Cockerel
14. Pullet

Crossbred/ Meat & Egg Type

15. Cockerel
16. Pullet

Ducks

17. Drake
18. Duck

Geese

19. Goose
20. Gander

Pigeons

21. Cock
22. Hen

Any Other

23. Cockerel
24. Pullet

Laying -Any Breed

25. Pullet

SHOWMANSHIP PREMIUMS –1ST \$4.00, 2nd \$3.00, All others \$2.00

- (1) Beginners – completed grades 3-6
- (2) Intermediate - completed grades 7-9
- (3) Senior – completed 10 and above.

DEPT. 6 - RABBITS

PREMIUMS – 1st \$4.00 2nd \$3.00 3rd \$2.00

All Lops (Mini, French, English, Holland)

- (1) Best Buck (over 6 mos.)
- (2) BestDoe (over 6 mos.)
- (3) Best Buck (under 6 mos.)
- (4) Best Doe (under 6 mos.)

All Wool Breeds (Jersey wooly, Lionhead, English, French Satin, Angora, American Fuzzy Lop)

- (1) Best Buck (over 6 mos.)
- (2) BestDoe (over 6 mos.)
- (3) Best Buck (under 6 mos.)
- (4) Best Doe (under 6 mos.)

Small Fancy Under 6 pounds (Netherland Dwarf, Dutch, , Polish, Mini Satin, Havana, Britannica Petite, Dwarf Hotot, Himalaya, Dwarf Papillon)

- | | |
|-----------------------------|------------------------------|
| (1) Best Buck (over 6 mos.) | (3) Best Buck (under 6 mos.) |
| (2) Best Doe (over 6 mos.) | (4) Best Doe (under 6 mos.) |

Mini Rex/Rex

- | | |
|-----------------------------|------------------------------|
| (1) Best Buck (over 6 mos.) | (3) Best Buck (under 6 mos.) |
| (2) Best Doe (over 6 mos.) | (4) Best Doe (under 6 mos.) |

Large Fancy Over 6 pounds. (, American Sable, Belgian Hair, English Spot, Checkered Giant, Lilac, Rheinlander, Silver, Silver Marten, Harlequin, Silver White, Tan, Thrianta)

- | | |
|---------------------------|----------------------------|
| 1 Best Buck (over 6 mos.) | 3 Best Buck (under 6 mos.) |
| 2 Best Doe (over 6 mos.) | 4 Best Doe (under 6 mos.) |

Commercial (Flemish Giant, New Zealand, Satin, American, Bavarian, Californian,, Chinchilla, Cinnamon, Palomino, Silver Fox)

- | | |
|---------------------------|----------------------------|
| 1 Best Buck (over 8 mos.) | 4 Best Doe (6-8 mos.) |
| 2 Best Doe (over 8 mos.) | 5 Best Buck (under 6 mos.) |
| 3 Best Buck (6-8 mos.) | 6 Best Doe (under 6 mos.) |

Crossbred Class (Pet Rabbit Class)

- | | |
|---------------------------|----------------------------|
| 1 Best Buck (over 6 mos.) | 3 Best Buck (under 6 mos.) |
| 2 Best Doe (over 6 mos.) | 4 Best Doe (under 6 mos.) |

SHOWMANSHIP

PREMIUMS –1ST \$3.00, 2nd \$2.00, All others \$1.00

- (1) Beginners – completed grades 3-6.
- (2) Intermediate - completed grades 7-9.
- (3) Senior – completed 10 and above.

Other small pets – any other small pet including Gerbils, Guinea Pigs, Hamsters. (Not cats or dogs.)

1. Female
 2. Male
-

*******Every exhibitor who registers any combination of ten entries in the art, crafts and farm products exhibit (pages 15-35) will be entered in a drawing for \$100.00 dollars sponsored by the Bloomer FFA Alumni. Exhibitors must enter their own name at time of registration on Thursday to be eligible. Does not include livestock entries.*******

DEPT. 7 – FARM PRODUCTS (OPEN CLASS)

ENTRY DAY FOR THE FOLLOWING EXHIBITS IS THURSDAY, 3:00 PM TO 7:00 PM

1. All exhibits in this section must remain in place until 4:00 PM and must be removed by 6:00 PM, Sunday.
2. Premium money must be picked up when entries are removed
3. A modified Danish System of placing will be used.
4. One exhibit only from a farm or household may compete for a premium in a division of a class.
5. Please observe the item of registration on Page 5.
6. Vegetable boxes should be decorated peach or pear crate or other container.

CLASS A – VEGETABLE BOXES – OPEN CLASS – 6 UNITS

PREMIUMS 1ST - \$3.00 2ND - \$2.00 3RD - \$1.00

4 carrots	6 Brussels sprouts
4 beets	1 head of lettuce
4 tomatoes	3 kohlrabi
1 head of cabbage	3 ears of corn
4 onions	2 turnips
12 green or yellow beans	1 rutabaga
4 cucumbers (slicing)	1 pie pumpkin
4 cucumbers (dill)	1 small bunch of parsley
1 squash (summer or winter)	1 cauliflower
6 radishes	2 peppers
1 head broccoli	

CLASS B – POTATOES

6 specimens to a plate

PREMIUMS 1st - \$3.00 2nd - \$2.00 3rd - \$1.00

- | | |
|-------------------|----------------------|
| 1. Red Pontiac | 3. Norland |
| 2. Russet Burbank | 4. Kennebec |
| | 5. Any Other Variety |

CLASS C – APPLES

5 specimens to a plate

PREMIUMS 1st - \$3.00 2nd - \$2.00 3rd - \$1.00

- | | |
|--------------------------|-------------------------------------|
| 1. Duchess | 6. Harlson |
| 2. Wealthy | 7. Wolf River |
| 3. Whitney Crab | 8. Delicious |
| 4. McIntosh | 9. Beacon |
| 5. Northwestern Greening | 10. Cortland |
| | 11. Any other variety, Specify name |

CLASS D – FRUITS & VEGETABLES

PREMIUMS 1st - \$3.00 2nd - \$ 2.00 3rd - \$1.00

1. Plums (plate of 4)
2. Pears (plate of 4)
3. Grapes (1 bunch)
4. Tomatoes (plate of 4)
5. Slicing Cucumbers or Pickling Cucumbers (plate of 4)
6. Carrots, tops trimmed (plate of 4)
7. Onions (plate of 4)
8. Beets (plate of 4)
9. Beans (plate of 12)
10. Sweet corn (plate of 4 ears)
11. Any other fruits or vegetables (not listed) (plate of 4)

CLASS E – FIELD CROPS

1 gallon in suitable container

PREMIUMS 1st - \$3.00 2nd - \$ 2.00 3rd - \$1.00

1. Oats (any variety)
2. Barley
3. Rye
4. Soybeans
5. Shelled corn
6. Haylage (sealed gallon container)
7. Corn Silage (sealed gallon container)
8. High Moisture Corn (sealed gallon container)
9. Sunflower head
10. Longest ear of corn
11. Any other small grain
12. Any other silage (sealed gallon container)

CLASS F – SHEAF GRAINS & GRASSES, DRY HAY

1. All sheaves and bundles must be shown in the cured stage.
2. All grasses, hay and forage crops must be 4” in diameter at lower band.
3. All sheaves of grain 2 1/2 “ in diameter at upper band.

PREMIUMS 1st - \$3.00 2nd - \$ 2.00 3rd - \$1.00

1. Wheat, best sheaf
2. Oats, best sheaf
3. Barley, best sheaf
4. Alfalfa, best bundle
5. Red Clover, best bundle
6. Alsike Clover, best bundle
7. Brome Grass, best bundle
8. Timothy, best bundle
9. Soybeans for Hay, best bundle
10. Slice 6” of legume hay in plastic bag
11. Slice 6” of grass hay in plastic bag
12. Any other grain exhibit

CLASS G – CORN

PREMIUMS 1st - \$3.00 2nd - \$ 2.00 3rd - \$1.00

1. Best Bundle of 4 stalks
2. Corn to be judged on the following points
 - A. Maturity
 - B. Uniformity
 - C. General Quality
1. 80-90 Day Hybrid Field Corn
2. 91-95 Day Hybrid Field Corn
3. 96 Day or Later Hybrid Field Corn
4. Sweet Corn
5. Popcorn

CLASS H – POULTRY EGG

PREMIUMS 1st - \$3.00 2nd - \$ 2.00 3rd - \$1.00

1. Eggs must be in one dozen container
2. Twelve eggs per container
3. Eggs will be judged on the following points.
 - A. Shape
 - B. Uniformity
 - C. Blemishes
 - D. Size
4. Eggs will be judged in classes by color.
 - A. White
 - B. Brown
 - C. Blue/Green

DEPT. 9 – FLOWERS & HOUSE PLANTS

(OPEN CLASS) (Youth under 18 put an “A” on top of entry tag

1. Limit 3 entries per exhibitor
2. Flowers exhibited must be grown yourself, from your own garden.
3. Flowers may be divided into classes to help aid judging

CLASS A – CUT FLOWERS

PREMIUMS 1st - \$3.00 2nd - \$ 2.00 3rd - \$1.00

1. Gladiolus – 1 spike, no foliage
2. Dahlia – 1 blossom, foliage
3. Zinnia – 1 stem, foliage
4. Marigolds – 3 blooms, one variety, foliage
5. Roses – 1 blossom
6. Sunflower – 1 blossom
7. Lillies – 1 blossom
8. A small arrangement not to exceed 6” in height, depth, and width, which includes the container.
9. An arrangement for the living room to be placed on a low table and viewed on all sides.
10. An arrangement to be used on a table set for 4 places. (Card table size)
11. An arrangement using an unusual container for a creative arrangement using a theme of your own choice.
11. Any other cut flower

NOTE: Every plant entered should be judged unless it has a major problem such as bugs.

CLASS B-HOUSE PLANTS

(Youth under 18 put an "A" on top of entry tag)

PREMIUMS 1st - \$3.00 2nd -\$ 2.00 3rd - \$1.00

1. The exhibitor **MUST** grow all entries.
 2. Only one entry per premium number.
 3. Limited to 6 entries.
 4. One plant per pot, except for premium number 8.
 5. Plant must be in your possession for at least 3 months.
-
- | | | |
|---------------------|-----------------------------|-------------------------------------------|
| 1. Coleus | 6. Geranium | 11. Any other flowering plant, identified |
| 2. Ivy | 7. Impatiens | 12. Any other foliage plant, identified |
| 3. Philodendron | 8. Terrarium or Dish Garden | |
| 4. Tuberous Begonia | 9. African violet | |
| 5. Caladium | 10. Gloxinia | |

DEPT. 10 – ARTS & CRAFTS

(OPEN CLASS)

Only TEN entries for premiums 1-61 per person

1. Open to all youth & adults in the Bloomer community.
2. All work must be original.
3. No entry can be exhibited that has been entered in this fair a previous year.
4. All articles must have been made by the exhibitor since last year's fair.
5. All pictures, drawings, and paintings must be ready to hang when brought to the fair.

Each exhibitor is to attach a 3" x 5" card with the following information to each exhibit

- | | |
|---------------------------|---------------------|
| (a) Exhibitor's age | (c) Techniques used |
| (b) My idea came from ... | (d) Is it a kit? |

- Class A – Kindergarten and under
- Class B – Grades 1-4 (previous year)
- Class C – Grades 5-7 (previous year)
- Class D – Grades 8-12 (previous year)
- Class E – Adult (over 18)
- Class F – Senior Citizens – 65 years of age and older

PREMIUMS 1st - \$3.00 2nd -\$ 2.00 3rd - \$1.00

1. Pencil
2. Pen and Ink
3. Charcoal or Chalk
4. Crayon or Marking pens
5. Water Color
6. Oil
7. Acrylic
8. Reversed Painting
9. Ceramics (Items should have the month and year it was made in or on the bottom of the article).
10. Leather work
11. Macrame
12. Wall hanging (needle work only)
13. Pillow (needle work only)
14. Accessories (needle work only)
15. Clothing (needle work only)
16. Quilt (handwork or pieced work)
17. Plastic canvas (needle work only)
18. Latch hook rug
19. Latch hook wall hanging
20. Rugs, braided
21. Rugs, any other
22. Any other useful decoration
23. Any other useful item
24. Article of clothing – sewn
25. Any other sewn article
26. Embroidery
27. Decoupage
28. Glass, stained
29. Glass, etched
30. Metal craft
31. Decorative pillow (no needle work)
32. Appliqué /paint article (no needle work)
33. Decorated garment (on hanger)
34. Pottery
35. Plaster craft
36. Woodcraft
37. Calligraphy
38. Scrap craft
39. Recycled craft
40. Nature Craft
41. Seed art
42. Puppet art
43. Rock painting and sculpting
44. Doll
45. Paper Twist
46. Jewelry
47. Molded plastic
48. Bead work
49. Holiday craft
50. Model cars/trucks
51. Model aircraft
52. Basketry
53. Silk flower arrangement
54. Fleece Blanket
55. Stationary – 5 sheets
56. Stamped card
57. Stamped item other than a card
58. Stamped item of fabric or clothing
59. Any other Stamped item
60. Any Scrapbooked item
61. Any other arts and crafts item not listed

DEPT. 11 – SCHOOL RELATED PROJECTS – OPEN CLASS

(Includes projects from science, art, music, summer school or any other school activities)

*Items must be from previous school year.

*Limit of four entries per exhibitor.

PREMIUMS 1st - \$3.00 2nd - \$2.00 3rd - \$1.00

Class A – Preschool

Class B – Boys and Girls in Grades K-2

Class C – Boys and Girls in Grades 3-4

Class D – Boys and Girls in Grades 5-7

Class E – Boys and Girls in Grades 8-12

1. Individual project
2. Group project

DEPT. 12 – EXPLORING & CLOVERBUDS

CLASS A – EXPLORING

All 4-H Exploring project members or other third or fourth grade youth doing equivalent work may enter up to four articles. They may enter four articles listed below or they may enter three articles below and one animal in the following Junior Fair Classes: Dairy, Beef, Sheep, Goats, Horses, Rabbits, Poultry, or other small pets.

Note: Posters should not be larger than 14” x 22”.

CLASS B – CLOVERBUD

Cloverbuds may enter up to four other articles listed below. They are not allowed to exhibit animals at the fair,

PREMIUMS 1st - \$3.00 2nd - \$2.00 3rd - \$1.00

1. Woodworking article you have made without using power tools.
2. Plate of vegetables you have grown. (Plate of 4)
Example: 4 carrots, 4 tomatoes, 4 beets, etc.
3. Houseplant you have grown.
4. Dish garden (no cacti or succulents)
5. Desert garden (cacti or succulents)
6. Terrarium (closed container)
7. Plate of brownies you made using a mix (small plate of 3, specify brand name used)
8. Plate of cookies you have made. (small plate of 3)
9. Any item baked from scratch
10. Simple sewing article you have made.
11. Simple art or craft article you have made (No kits or pre-cut materials allowed)
12. Simple art or craft article you have made from a kit.
13. Leather craft article you have made from a kit.
14. T-shirt or sweatshirt decorated by the member.
15. Group of four (4) pictures you have taken.
16. Display of interesting objects in nature.
17. At least two (2) photographs showing the beauty of nature; tell which objects make it beautiful.
18. Tell with words and pictures about one (1) bird. (Size, color, where it lives, what it eats, noises it makes, etc.)
19. Tell with words and pictures about one (1) animal. (Size, color, where it lives, what it eats, noises it makes, etc.)
20. Display of five (5) mounted insects or the life cycle of one (1) insect.
21. Poster showing the parts of a plant.
22. Small scrapbook, booklet, or poster with the leaves of 5 trees: give name of tree, where it was growing and date collected.
23. Safety poster no larger than 14” x 22”.
24. Simple knitting, crocheting, or needlework project
25. Rock creature
26. Dairy nutrition or dairy promotion poster you have made.
27. Drawing or painting you have made
28. Small scrapbook, booklet or poster with 5 wild flowers; give name of the flower, where it was growing and date collected.
29. Ceramic item.
30. A healthy snack (Bring recipe for snack)
31. Safety exhibit or First Aid Kit made by member
32. Model put together by the member(i.e. car, truck, legos, knex, etc)
33. Aerospace exhibit
34. Exhibit made using a computer or computer software by the exhibitor
35. Electrical or magnetic exhibit
36. Any exhibit made, grown, or created by the 4-H member

DEPT. 13 – CLOTHING

PREMIUMS 1st - \$3.00 2nd - \$2.00 3rd - \$1.00

CLASS A-Beginning sewing – completed grades 3-6

CLASS B – Completed grades 7-9

CLASS C – Completed grades 10 & over

CLASS D – Open Class

Each class needs a 3 x 5 card with the following information: fiber content, intended care, intended use, type of interfacing if used, and preparation of fabric and notions.

1. Simple Slacks or shorts, elastic waistband or drawstring
2. Simple Accessory for self (scarf, etc.)
3. Skirt
4. Simple Top (Blouse, T-shirt, Vest, Halter)
5. Dress or Jumper
6. Garment for General Wear (Jumper, Jumpsuit, Cover-up)
7. Nightwear for self
8. Toy Stuffed animal
9. Doll Clothes
10. Beach or Swimwear
11. Jumper or Skirt with Blouse
12. Active Sportswear (at least 2 pieces)
13. Advance garment for self (must have zipper or buttons, set-in sleeves, collar)
14. Costume
15. Jacket
16. Garment with decorative stitchery (must be done by exhibitor)
17. Garment for another individual
18. Dress for better wear
19. Winter outdoor sportswear for self
20. Blazer
21. Western Wear
22. Summer suit, pants or skirt (at least 2 pieces)
23. Tailored garment
24. Suit or coat, lined
25. Dress for formal wear
26. Purse or tote bag
27. Non-clothing sewn item
28. Any other sewing project

CLASS D- CLOTHING JUDGING

PREMIUMS: 1st - \$3.00 2nd - \$2.00 3rd - All others \$1.00

Clothing judging at 9:45 AM - Friday

1. Open to members enrolled in a clothing project or doing equivalent work-completed grades 3-6.
2. Open to members enrolled in a clothing project or doing equivalent work-completed grades 7-9.
3. Open to members enrolled in a clothing project or doing equivalent work-completed grade 10 & over.

DEPT. 14 KNITTING & CROCHETING

PREMIUMS: 1ST - \$3.00 2nd - \$2.00 3RD - \$1.00

All exhibits must include the following on the back of the entry tag: fiber content, use, and intended care.

CLASS A – Open to members – completed grade 3-6.

CLASS B – Open to members – completed grade 7-9.

CLASS C – Open to members – completed grade 10 & over.

CLASS D – Open class

KNITTING

- | | | |
|---------------------------------|-------------------------------------|------------------------------------------------------|
| 1. Slippers | 8. Baby item | 15. Display of three 8” squares – different stitches |
| 2. Hat | 9. Baby afghan | 16. Purse or bag |
| 3. Scarf | 10. Two needle mittens | 17. Garment |
| 4. Simple Toy | 11. Dolls Clothes – exhibit on doll | 18. Any other article not listed |
| 5. Pillow | 12. Four needle mittens | |
| 6. Accessory for home | 13. Sweater | |
| 7. Any other accessory for self | 14. Afghan | |

CROCHETING

- | | |
|------------------------|--------------------------------------------------|
| 19. Hat | 28. Afghan |
| 20. Scarf | 29. Doily |
| 21. Accessory for home | 30. Slippers |
| 22. Pillow | 31. Display of 3-8” squares - different stitches |
| 23. Mittens | 32. Any other accessory for self |
| 24. Baby item | 33. Purse or bag |
| 25. Baby Afghan | 34. Simple Toy |
| 26. Holiday decoration | 35. Doll Clothing - exhibit on doll |
| 27. Sweater | 36. Garment |
| | 37. Any other items not listed |

DEPT. 15 – FOODS & NUTRITION

- CLASS A – Open to foods & nutrition members – completed grade 3-6.**
CLASS B – Open to members – completed grade 7-9.
CLASS C – Open to members – completed grade 10 & over.
CLASS D – Open class

1. All exhibits should be made from basic ingredients (Not a package mix unless stated otherwise.)
2. Place all exhibits on paper plates. Use the small size for cookies, muffins, rolls, and small loaves.
3. Place all entries in clear plastic Ziploc bags.
4. **ENTRY TAG MUST BE ATTACHED TO PLATE.**
5. Each member must make and prepare their own individual exhibit.
6. Recipes must be included with food.
7. Limit of 6 items.

PREMIUMS: 1st - \$3.00 2nd - \$2.00 3rd - \$1.00

1. Muffins (Plate of 3)
2. Oatmeal Cookies (plate of 3)
3. Chocolate Chip Cookies (plate of 3)
4. Sugar Cookies(plate of 3)
5. Cookies from recipe altered to meet Dietary Guidelines (include original & altered recipes – plate of 3)
6. Peanut Butter Cookies (plate of 3)
7. Cut out cookies (plate of 3)
8. Any other cookie(plate of 3)
9. Brownies (plate of 3)
10. Seasoned Snack Mix
11. Any other snack or trail mix
12. Pretzels (plate of 3)
13. Quick Coffee Cake, crunch topping (4” corner piece)
14. White Cake from a mix, unfrosted (corner cut, 6 inches square; specify brand name used)
15. Sponge Cake, not a mix, unfrosted (5” piece)
16. Bundt Cake (not package, 1/4 cake)
17. Any other cake
18. Cupcake, unfrosted(plate of 3)
19. Homemade egg noodles
20. Drop biscuits (plate of 3)
21. Baking Powder Biscuits, cut-out, not drop (plate of 3)
22. Any yeast bread rolls (plate of 3)
23. Yeast bread from bread machine (1/2 loaf)
24. Yeast bread, whole wheat (small loaf approximately 2 1/2 x 5”)
25. Bread Sticks (plate of 3)
26. Vegetable or Fruit Quick Bread (use small tin) (1/2 loaf or 4” length off end)
27. Pie Crust, plain (in pie pan displayed on Paper plate with tag and baggy)
28. Pie, Double Crust(no canned filling or purchased crust) Full size or mini size
29. Plain Cake Doughnut (plate of 3)
30. Candy (plate of 3)
31. International Dessert
32. Decorated cookie
33. Decorated cupcake
34. Decorated cake – judged on appearance
35. Poster displaying Food Pyramid
36. Education Poster or Exhibit teaching healthy snacks (14x22”)
37. Education Poster relating to weight control using basic 4 (14x22”)
38. Any food exhibit for microwave project
39. Dehydrated Fruit plate (3-4 items)
40. Dehydrated meat plate
41. Dehydrated spice 1 tsp. Needs label
42. Any other dehydrated item
43. Any other food exhibit

CLASS D – FOODS JUDGING

TO BEGIN AT 8:30 AM

Premiums: 1st - \$3.00 2nd- \$2.00 All others \$1.00

1. Open to members enrolled in a Foods & nutrition project-completed grade 3-6.
2. Open to members enrolled in a Foods & nutrition project-completed grade 7-9.
3. Open to members enrolled in a Foods & nutrition project-completed grade 10 & above.

FOODS SPECIAL AWARDS

FIRST UNDER ALL BAKING EXHIBITED

10 LB. BAG OF FLOUR

DONATED BY Shadick's Price Rite

4 PRIZES GIVEN

DEPARTMENT 16 – FOOD PRESERVATION

CLASS A – Open to food preservation members – completed grade 3-6.

CLASS B – Open to members – completed grade 7-9.

CLASS C – Open to members – completed grade 10 & over.

CLASS D – Open class– Open to all youth and adults in the Bloomer Community.

1. Fruits and vegetables may be exhibited in pint or quart jars. Jelly and jam may be exhibited in half-pint jars. Pickles exhibited in pint jars. Jars must be clean.
2. A regulation jar must be used for each exhibit (one which has the name of the manufacturer bonded into the glass).
3. All metal rings should be removed from jars prior to judging.
4. All acid food must be processed in a hot water bath, including pickles.
5. All non-acid food must be processed in pressure canners.
6. Pickles, jam, and jelly may be opened for judging. However, any jar may be opened by judges if its contents are questionable.
7. Only foods canned by the exhibitor after last year's fair are eligible for exhibit.
8. Tomatoes processed in a hot water bath must have citric acid added – otherwise pressure canning is required.
9. Jelly must be in standard jelly jar, with self-sealing lid, (no paraffin)
10. Each exhibit must have the following label:

Premium No. _____ Date Canned _____

Name of Product _____

Method of Preparation (Check):

Hot Pack _____ Cold Pack _____

Method of Processing (Check):

Pressure Cooker ___ Boiling Water Bath ___ Time of Processing _____

PREMIUMS: 1ST - \$3.00 2ND - \$2.00 3RD - \$1.00

No Limit on Entries

- | | |
|----------------------------------|------------------------------------------------|
| 1. Applesauce | 13. Carrots |
| 2. Apples, quartered or halved | 14. Green Beans, cut |
| 3. Cherries, Pitted | 15. Yellow Wax Beans, cut |
| 4. Black Raspberries | 16. Sweet Corn, off cob |
| 5. Red Raspberries | 17. Dill Pickles |
| 6. Rhubarb | 18. Bread & Butter Pickles |
| 7. Peaches | 19. Sweet Pickles |
| 8. Pears | 20. Crab apple pickles |
| 9. Tomato Juice | 21. Beet pickles |
| 10. Tomatoes, whole or quartered | 22. Coordinated canned meal – at least 3 items |
| 11. Jam, any variety | 23. Any other item not listed |
| 12. Jelly, any variety | 24. Canned meats |

DEPT. 17 – HOME FURNISHINGS

OPEN TO YOUTH IN HOME FURNISHINGS PROJECTS AND OTHER YOUTH IN ORGANIZED GROUPS WITH SUPERVISED LEADERSHIP DOING EQUIVALENT WORK

All exhibits must be made by the exhibitor or arranged by the exhibitor.

In all classes a description of the room or area where used must be attached. Description should include (1) type of room (kitchen, boy's room, etc.) (2) color scheme – use samples of other materials if necessary. Use 3"x 5" card for description, fasten firmly on exhibit. ATTACH TO ENTRY TAG!! Exhibits will lose a ribbon place for lack of a card. Please write your age on the card.

CLASS A –Beginning – completed Grade 3-6

CLASS B – intermediate – completed grade 7-9

CLASS C –Completed grade 10 & over

PREMIUMS: 1st - \$3.00 2nd - \$2.00 3rd - \$1.00

Limit of 5 items

- | | |
|---------------------------------------------------------------------|----------------------------------------------------------------------------------------------------------------------------------------------------------------------------------|
| 1. Decorative Pillow | 14. Dining table accessories |
| 2. Set of 4 placemats | 15. Creative centerpiece |
| 3. Window treatment (curtains, shade, etc.) | 16. Useful item made out of recyclable |
| 4. Wall Hanging ready to hang | 17. Decorative mats for end tables, dressers using appliqué, stitchery, or weaving |
| 5. Ceramics | 18. Stitchery |
| 6. Refinished article (small) | 19. Holiday decoration |
| 7. Simple hooked rug | 20. Useful storage unit for books, records, collections, etc. to be planned and made by exhibitor |
| 8. Kitchen accessories | 21. A poster showing before and after pictures of a room decorated by exhibitor. Scrapbook illustrating the budget needed and purchases planned in planning a place of your own. |
| 9. Creative container for a plant | 22. Any other exhibit not listed |
| 10. Bedroom accessory | |
| 11. Christmas decoration (not an ornament) | |
| 12. Bathroom Accessory (not an ornament) | |
| 13. Energy conservation item (not purchased) such as a draft dodger | |

DEPT 18 – FAMILY LIVING

OPEN TO YOUTH IN FAMILY LIVING PROJECTS AND OTHER YOUTH IN ORGANIZED GROUPS WITH SUPERVISED LEADERSHIP DOING EQUIVALENT WORK

Exhibitors must attach a card to exhibits describing the child they work with. Include age, sex and interests of child.

Loose articles of an exhibit should be placed in a plastic bag.

CLASS A – Open to members – completed grade 3-6.

CLASS B – Open to members – completed grade 7-9.

CLASS C – Open to members – completed grade 10 & over.

PREMIUMS: 1st - \$3.00 2nd - \$2.00 3rd - \$1.00

1. Game for pre-school child, made by exhibitor.
2. Wooden toy made by the exhibitor
3. Scrapbook for a child, made by the exhibitor
4. Notebook of observations and study done on a child.
5. Storybook made for a child, made by the exhibitor
6. Toy, other than wood, made by the exhibitor.
7. Puppet made by the exhibitor.
8. Game for a child older than 6, made by the exhibitor.
9. A series of six (6) pictures or snapshots on tagboard showing different stages of emotional development of a child. Label each picture with the stage of development that it represents. (not larger than 18x22”).
10. Safety poster or exhibit (not larger than 18x22”)
11. Babysitting Kit, must be displayed with carrying case.
12. Any other item not listed.

DEPT. 19 – CULTURAL ARTS – JUNIOR DIVISION

OPEN TO YOUTH IN CULTURAL ARTS PROJECTS & OTHER YOUTH IN ORGANIZED GROUPS WITH SUPERVISED LEADERSHIP DOING EQUIVALENT WORK

All articles must have been made by the exhibitor since last year’s fair.

***All pictures, drawings, and paintings must be ready to hang when brought to the fair.**

Each exhibitor is to attach a 3x5” card or use back of the entry tag with the following information to each exhibit:

- (a) Exhibitor’s age
- (b) My idea came from
- (c) Techniques used
- (d) Is it a kit?

Exhibit will lose 1 ribbon place for lack of information

- CLASS A – Open to members – completed grade 3-6.**
CLASS B – Open to members – completed grade 7-9.
CLASS C – Open to members – completed grade 10 & over.

PREMIUMS: 1st - \$3.00 2nd - \$2.00 3rd - \$1.00

DRAWINGS & PAINTINGS

- | | |
|----------------------|-------------------------|
| 1. Pencil | 5. Crayon, Marking Pens |
| 2. Pen & Ink | 6. Water Color |
| 3. Reversed Painting | 7. Oil |
| 4. Charcoal or chalk | 8. Acrylic |
| | 9. Any other |

CERAMICS

(Items should have the month and year it was made on or in bottom of article)

- | | |
|----------------------------------------|----------------------------------|
| 10. Useful kitchen item – glazed only. | 14. Figurine glazed only |
| 11. Items used out-of-doors | 15. Holiday item glazed only |
| 12. Planter or vase for indoor use | 16. Holiday item stained only |
| 13. Figurine stained only | 17. Any other ceramic not listed |

HAND STENCILING OR BLOCK PRINTING

(Stencil or Block or Stamp to accompany exhibit)

- | | |
|----------------------------------------------|------------------------------------------------------|
| 18. Stationary – 5 sheets exhibited in a box | 22. Article of clothing with a hand-stenciled design |
| 19. Set of four placemats with napkins | 23. Block printed card for any occasion |
| 20. Tablecloth with four napkins | 24. Any other article not listed |
| 21. Handkerchief | |

LEATHER WORK

- | | |
|----------------------------------------------------------------------------------------------------------------------|----------------------------------------------------------------------------|
| 25. Small laced item, stamped or tooled (such as comb case, keychain, coin purse, bracelet, watch strap, etc.) | 28. Belt stamped or tooled |
| 26. Small item, stamped or tooled (no lacing) (such as comb case, keychain, coin purse, bracelet, watch strap, etc.) | 29. Large laced item, stamped (such as gun case, purse, saddle bags, etc.) |
| 27. Medium laced item, stamped or tooled (such as collar, halter, knife sheath or cover, billfold, etc.) | 30. Large laced item tooled (such as gun case, purse, saddle bags, etc.) |
| | 31. Any other stamped or tooled item |
| | 32. Any article cut and assembled by exhibitor (from shoe leather) |

MACRAME

- | | |
|----------------------------------------|-----------------------------------------|
| 33. Article for use as wearing apparel | 35. Article for use as accessory (home) |
| 34. Article for use in home | 36. Any other article |

STITCHERY, APPLIQUE, AND NEEDLECRAFT

(Needlework only)

- | | |
|------------------|---------------------------------|
| 37. Wall Hanging | 42. Plastic canvas |
| 38. Pillow | 43. Rugs, Braided |
| 39. Accessories | 44. Rugs, any other |
| 40. Clothing | 45. Any other useful decoration |
| 41. Quilt | |

ANY OTHER ARTS & CRAFTS

Limit of 10 items, only one per premium number

- | | |
|---------------------------------------------|------------------------------------------|
| 46. Decoupage | 63. Doll |
| 47. Glass, liquid stained | 64. Paper Twist |
| 48. Glass, Stained – Mosaic | 65. Jewelry |
| 49. Glass, etched | 66. Molded Plastic |
| 50. Metal Craft | 67. Bead Work |
| 51. Decorative pillow | 68. Holiday Craft |
| 52. Appliqué/paint article (no needle work) | 69. Wreath |
| 53. Decorated Garment (on hanger) | 70. Basketry |
| 54. Pottery | 71. Machine Quilting |
| 55. Plaster craft | 72. Arts & Crafts from recycled material |
| 56. Woodcraft | 73. Seasonal Decoration |
| 57. Calligraphy | 74. Latch hook project |
| 58. Scrap craft | 75. A stamped project |
| 59. Nature Craft | 76. A scrapbooking project |
| 60. Seed Art | 77. Silk flower project |
| 61. Puppet Art | 78. Hand Spun Wool |
| 62. Rock Painting and Sculpture | 79. Laser engraved item |
| | 80. Any other arts & craft |

DEPT. 20 – VEGETABLE BOXES – JUNIOR DIVISION

1. Open to members who can show they are keeping records on their exhibit and carrying the project.
2. Each exhibitor must grow and prepare their own exhibit.
3. Garden box must be a decorated peach or pear crate or similar container.
4. Place vegetables on a disposable plate.
5. Exhibitors are limited to 1 garden box and two vegetable plates or four plates if they do not enter a garden box

CLASS A- GARDEN BOX

PREMIUMS: 1st - \$3.00 2nd - \$2.00 3rd - \$1.00

1. Open to those completed grades 3-6 – 4 items
2. Open to those completed grades 7-9 – 5 items
3. Open to those completed grades 10 & above – 6 items
 - 4 carrots
 - 4 beets
 - 6 Brussels sprouts
 - 1 head of lettuce

4 tomatoes (ripe or green)	3 kohlrabi
1 head of cabbage	3 ears of corn
4 onions	2 turnips
1 pint green or yellow beans	1 rutabaga
4 cucumbers, slicing	1 pie pumpkin
6 cucumbers, dill	1 cauliflower
1 squash, summer or winter	2 peppers
6 radishes	3 heads broccoli
1 small bunch of parsley	1-pint peas in pod

Appropriate sample any other vegetable

CLASS B – VEGETABLE PLATES

PREMIUMS: 1st - \$3.00 2nd - \$2.00 3rd - \$1.00

- | | |
|--------------------------------------|----------------------------------|
| 1. Beans, green or Wax, 12 specimens | 8. Tomatoes, Green, 4 specimens |
| 2. Carrots, 4 specimens | 9. Tomatoes, Cherry, 4 specimens |
| 3. Peppers, Green, 4 specimens | 10. Peas, in pod, 15 specimens |
| 4. Cucumbers, Pickling, 4 specimens | 11. Summer Squash, 1 specimen |
| 5. Cucumbers, Slicing, 4 specimens | 12. Potatoes, 4 specimens |
| 6. Corn, Sweet, 4 ears in husk | 13. Any other vegetables |
| 7. Tomatoes, Ripe, 4 specimens | |

DEPT. 21 – FLOWERS & HOUSE PLANTS

Junior division

1. Open to 4-H members and other groups carrying a supervised project in houseplants or flowers.
2. All exhibits should be artistically displayed in appropriate containers.
3. Plants must be grown by the exhibitor from leaf or stem cuttings with the exceptions of Terrariums, Desert Gardens, Dish Gardens and Bulb Plants
4. Exhibits under House Plants are restricted to one plant per pot or exhibit.
5. The Danish System with three-group placing will be used in judging this class.

PREMIUMS: 1st - \$3.00 2nd - \$2.00 3rd - \$1.00

CLASS A – FLOWERS

OPEN TO INDIVIDUALS IN BEGINNING FLOWERS

1. Cut flowers - 1, 2, or 3 spikes or blooms
2. Bouquet of annuals, 5 or more spikes or blooms.
3. Bouquet of perennials, 5 or more spikes or blooms
4. Floral arrangement with a definite theme.

OPEN TO INDIVIDUALS IN ADVANCED FLOWER PROJECT

1. Floral arrangement for dinner table using at least 3 kinds of annuals.
2. Floral arrangement for dinner table using at least 3 kinds of perennials.

CLASS B – HOUSE PLANTS

OPEN TO INDIVIDUALS IN BEGINNING HOUSE PLANT PROJECT

All plants must be less than 1 year old.

*On back of entry tag put the date the plant was started.

- | | |
|-------------------|---------------------------------------------|
| 1. Coleus | 6. Geranium |
| 2. English Ivy | 7. Terrarium, Desert Garden, or Dish Garden |
| 3. Pick-a-back | 8. Swedish Ivy |
| 4. Aluminum Plant | 9. German Ivy |
| 5. Philodendron | 10. Any other houseplant not listed |

OPEN TO INDIVIDUALS IN ADVANCED HOUSE PLANT PROJECT

PLANTS OVER 1 YEAR OLD.

*On back of entry tag put the date the plant was started.

- | | |
|-----------------|----------------------------------------------|
| 11. Coleus | 16. Philodendron |
| 12. English Ivy | 17. African Violet |
| 13. Pick-a-back | 18. Terrarium, Desert Garden, or Dish Garden |
| 14. Swedish Ivy | 19. Any other flowering houseplant |
| 15. German Ivy | 20. Any other foliage houseplant |

CLASS C-PLANT CRAFTS

(Using artificial or dried materials)

Open to members in Flowers & House plant Project, ages 9-13 (as of January 1st).

- | | |
|-----------------------|--------------------------|
| 1. Dried arrangements | 2. Corsage |
| | 3. Any other plant craft |

Open to members in Flowers & Houseplant Project, ages 14 & over (as of January 1st).

- | | |
|-----------------------|--------------------------|
| 4. Dried arrangements | |
| 5. Corsage | 6. Any other plant craft |

DEPT. 22 – NATURAL RESOURCE SCIENCE

CLASS A – completed 3-6

CLASS B - completed grade 7-9

CLASS C – completed grade 10 & above

PREMIUMS: 1st - \$3.00 2nd - \$2.00 3rd - \$1.00

1. Poster illustrating the parts of a gun
2. Poster illustrating the parts of a bow and arrow
3. Poster pertaining to gun safety.
4. Poster pertaining to bow and arrow safety.
5. Collection of leaves pressed, mounted, and identified by exhibitor
CLASS A – 10 leaves
CLASS B – 15 leaves
CLASS C – 20 leaves
6. Wood mounts with 10 specimens.
7. Seed collection of 10 trees.
8. One pint of maple syrup.
9. One pint of honey.
10. Poster demonstrating use of log or tree scale
11. Collect, press, identify, label and mount 15 wild flowers.
12. Collect a single blossom of a flower and press it. Identify and label all parts.
13. Make a chart or diagram showing the life cycle of a plant.
14. Display of 10 mounted weeds
15. Display of mounted insects.
CLASS A – at least 15 insects
CLASS B – at least 20 insects
CLASS C – At least 30 insects
16. Display of 12 or more butterflies and moths, identified and properly labeled.
17. Exhibit of 10 bird pictures, in color, either drawings, or cutouts or photographs.
Below each bird, place a label giving its name, food habits, migratory habits; its habitat and nesting habits.
18. Chart or scrapbook of at least 10 drawings showing tracks made by different Wisconsin mammals found in your community.
19. Chart, Slideshow, or scrapbook of at least 10 different Wisconsin Mammals found in Chippewa County.
20. Chart, Slideshow, or scrapbook of 10 different Wisconsin fish. Below each fish describe the habitat for the fish and the bait or equipment used to catch the fish.
21. Display of 3 handmade fishing baits. (No kits)
22. Poster on any subject relating to fishing
23. Chart, poster, slideshow, or display showing ways to recycle.
24. Any item made for the recycling project, using recycled materials.
25. Any other exhibit for birds, insect, or mammals.
26. Any other natural science exhibit or display.
27. Any other landscape exhibit or display.
28. Any other hunter safety exhibit

DEPT. 23 – WOODWORKING & METALWORKING

- CLASS A – completed grade 3-6
CLASS B – completed grade 7-9
CLASS C – completed grade 10 & above
CLASS D – Open Class

PREMIUMS: 1st - \$4.00 2nd - \$3.00 3rd - \$2.00

*All woodworking articles must be the work of the exhibitors during this year and they may not have been exhibited at this fair before.

*Articles may be painted, stained, finished with a clear finish, or left natural.

1. Useful article for use in farm or home workshop
2. An article for use out-of-doors
3. An article for use in kitchen or living room
4. An article for use in the home
5. A toy or homemade game
6. An article for use in storage
7. An article of creative design from wood or wood and other materials
8. Repaired or refinished article
9. Useful article of furniture or cabinet making
10. Useful article for use in some building other than the home
11. Useful article of farm carpentry
12. Any other woodworking item.

DEPT. 24 – ELECTRICITY

CLASS A – completed grade 3-6

CLASS B – completed grade 7-9

CLASS C – completed grade 10 & above

PREMIUMS: 1st - \$3.00 2nd - \$2.00 3rd - \$1.00

1. Any low voltage or magnetic device (circuit board, homemade buzzer, electric question board, etc.)
2. Any piece of homemade electrical equipment (test lamp, trouble light, light or heavy duty extension cord, etc.)
3. Display of Electric Cords, Wire, and Cables
4. Homemade lamp or lighting unit
5. Any other piece made for electricity project

DEPT. 25 – PHOTOGRAPHY

PREMIUMS: 1ST - \$3.00 2ND - \$2.00 3rd - \$1.00

1. Limit of 5 entries per exhibitor.
2. All pictures and slides must be made during the current year.
3. Pictures must be mounted on poster board, no larger than 14 x 22”.
4. Captions are required. – Minimum of one per entry
5. Pictures will be judged on the basis of technical quality, composition and storytelling ability.
6. Attach entry tag to lower left corner of exhibit.

CLASS A – Open to members – completed grade 3-6.

CLASS B – Open to members – completed grade 7-9.

CLASS C – Open to members – completed grade 10 & over.

CLASS D – Photography (Open Class)

1. My best photo
2. 3 picture photo story(beginning, middle, end)
3. 4 pictures of people
4. 4 pictures of animals or birds
5. 4 pictures of landscape or seascape
6. 4 pictures of plant life or flowers
7. 4 pictures of buildings or manmade structures
8. 3 action pictures
9. 4 pictures depicting club activities
10. 3 pictures highlighting the Chippewa Valley
11. 4 pictures candid or studio portraiture
12. 4 pictures of sporting events
13. 4 pictures close-up photos
14. 4 pictures developed and printed by exhibitor
15. Education display or poster dealing with equipment, processing, composition, techniques, or other subjects appropriate to photography
16. Music video produced by exhibitor
17. Documentary video produced by exhibitor

DEPT. 26 – ANIMAL /VETERINARY SCIENCE

PREMIUMS: 1ST - \$3.00 2nd - \$2.00 3rd - \$1.00

Exhibitors are limited to 3 entries in Class A and Class B. Posters must be no smaller than 11x14", and no larger than 14x22".

CLASS A – Open to members – completed grade 3-6.

CLASS B – Open to members – completed grade 7-9.

CLASS C – Open to members – completed grade 10 & over.

1. Drawing or exhibit showing how characteristics (traits) of the parent animal are passed to its offspring.
2. Drawing or exhibit showing the digestive system of an animal. Show how proteins are carried through and used by the system.
3. Poster telling about the nutrition of the animal
4. Poster showing how to care or groom the animal
5. Poster telling about keeping the animal healthy
6. Poster showing any innovative methods in nutrition, care or handling of the animal.
7. Poster for the horseless horse project.
8. Beef promotion poster.
9. Poster or display relating to the parts of your animal.
10. Drawing or exhibit showing an organ or system of the animal body. Include an explanation of the function of the organ or system.
11. Drawing or exhibit showing animal health danger signs you have learned to identify. Include explanation
12. Drawing or exhibit showing the life cycle of an infectious organism with an explanation of how it enters the body and its control.
13. Drawing or exhibit showing symptoms of a vitamin or mineral deficiency in animals. Include explanation on corrective measures.
14. Drawing or exhibit showing the cycle of one disease selected from Zoonoses group. Explain each step in the cycle including how it spread from animal to man.
15. Homemade toy appropriate for identified animal-include name of toy, purpose and species it is intended for.
16. Any other exhibit relating to your animal.

DEPT. 27 – MECHANICAL PROJECTS

OPEN TO MEMBERS ENROLLED IN A MECHANICAL PROJECT OR OTHER DOING EQUIVALENT WORK

PREMIUMS: 1ST - \$3.00 2ND - \$2.00 3RD - \$1.00

CLASS A – Open to members – completed grade 3-6.

CLASS B – Open to members – completed grade 7-9.

CLASS C – Open to members – completed grade 10 & over.

CLASS D – Open class

SMALL ENGINES

1. Small Engine poster
2. Small Engine panel exhibit
3. Any other exhibit characteristic of project requirement

TRACTOR

4. Tractor poster
5. Tractor panel exhibit
6. Any other exhibit for tractor or farm machinery

AUTOMOTIVE

7. Automotive poster
8. Automotive panel

9. Any other exhibit for automotive project

BICYCLE

10. Bicycle poster

11. Bicycle panel

12. Any other exhibit for bicycle

AEROSPACE

13. Aerospace poster

15. Rocket

14. Aerospace panel exhibit

16. Any other exhibit for Aerospace project

SCALE MODELS

17. Scale Model

19. Lego or Building Block (Not from a kit)

18. Lego's or Building Block (from kit)

20. Any other mechanical project

DEPT. 28 – YOUTH LEADERSHIP

PREMIUMS: 1st - \$3.00, 2nd - \$2.00 3rd - \$1.00

1. Scrapbook of leadership activities
2. Leadership poster (not larger than 18 x 22")
3. Any other exhibit of leadership

DEPT. 29 – HEALTH, SAFETY, SOCIAL, & POLITICAL SCIENCE

PREMIUMS: 1st - \$3.00, 2nd - \$2.00 3rd - \$1.00

CLASS A – completed grade 3-6

CLASS B – completed grade 7-9

CLASS C – completed grade 10 & above

1. Scrapbook on Health or Safety
2. Safety Poster (not larger than 18 x 22")
3. Dairy promotion poster
4. Poster or scrapbook showing activities done in History or Heritage project.
5. Homemade first aid kit.
6. Any other exhibit

DEPT. 30 – COMPUTERS/ROBOTICS

PREMIUMS: 1st - \$3.00 2nd - \$2.00 3rd - \$1.00

CLASS A – completed grade 3-6

CLASS B – completed grade 7-9

CLASS C – completed grade 10 & above

1. A graphic you have created yourself.
2. Robot you created a program for
3. Digital Scrapbook
4. Report from a spreadsheet you have designed with a paragraph describing how it is used.
5. Document created using a word processing package. Identify the Software.
6. Poster describing the parts of a computer.
7. Exhibit describing the use of a network computer system.
8. A product created using CAD.
9. Any other entry created or designed by exhibitor.

DEPT. 31 – SELF-DETERMINED

Exhibitors must be carrying the self-determined project in 4-H.

1. Item that describes and/or demonstrates mastery or work toward mastery in a self-determined project area that is not previously listed in the fair entry book.

DEPT. 32 – BOOTHS

Any youth group (4-H, FHA, FFA, FBLA, Girl Scout, Boy Scout, or any other groups) may prepare an educational booth in the place provided by the Fair Committee.

ALL BOOTHS MUST BE UP BY THURSDAY (ENTRY DAY FOR EXHIBITS), 7 pm

Booths should include representative work of club members, not work of one or two. Exhibits in booth must be made or put together by youth, an adult can act in an advisory capacity only.

Booth dimensions: approximately 8’ wide, 4’ deep, 7’ high partitions.

Booth Score Card:

STOPPING POWER30 points

- Does it have a good theme?
- Is the main idea clearly defined?
- Does it stop the casual observer?

INTEREST-HOLDING ABILITY30 points

- Does the exhibit give additional information clearly?
- Are the elements arranged neatly and in an interesting manner?
- Is the display simple enough to avoid confusing ideas?

CONVINCING ABILITY30 points

- Did your display convince the observer?
- Do all elements of your display relate to the main idea of exhibit?
- Is the information accurate and worthwhile?

MECHANICAL TECHNIQUES10 POINTS

- Is the display too cluttered?
- Correct letter size?
- Pleasing color combinations?
- Appropriate symbols and models?

Blue...\$8.00 Red ... \$6.00 White ... \$5.00

Booths may be put up on Wednesday evening or/and Thursday morning. All booths must be up by Thursday, 12:00 noon. If you would like to register for a booth please contact Darren Swartz 715-568-2800 Ex 4171 or Jackie Johnson 715-568-2800 Ex 4160 by the last Friday of July.

DEPT. 33 – SWINE

MARKET SWINE

Premiums: 1st - \$6.00 2nd - \$5.00 3rd - \$4.00

CLASS A – MARKET CLASS SWINE

1. Non-Market Ultra Light Weight Class - Under 230 pounds
2. Market Light Weight Class
3. Market Medium Weight Class
4. Market Heavyweight Class

SWINE SHOWMANSHIP


1. Juniors – Completed grades 3-6.
 2. Intermediate – Completed grades 7-9.
 3. Seniors – Completed grades 10 & up.
- Awards:** 1st - \$4.00 & Rosette, 2nd -\$3.00, All Others - \$ 2.00

SPECIAL AWARDS

1. **Grand Champion Swine Exhibit**
2. **Reserve Champion Swine Exhibit**
3. **Champion Swine Show Person**
4. **Reserve Champion Swine Show Person**

Notes and Suggestions for future Bloomer Fairs. Please return to Darren Swartz or Jackie Johnson by Sunday of the Fair OR email bloomerfair@gmail.com

Sponsored by the Bloomer
Community Club



Bloomer Community Fair
80th Anniversary

T-SHIRT DESIGN CONTEST

Create a design for the 80th Anniversary of the
Bloomer Community Fair - August 7th-10th, 2025

All Winners Will Receive A Free T-Shirt - Plus:
1st Place - \$150.00 Bloomer Chamber Bucks!
2nd Place - \$75.00 Bloomer Chamber Bucks!
3rd Place - \$50.00 Bloomer Chamber Bucks!

CONTEST RULES:

See contest rules and details on back.

Designs must be submitted electronically
to Bloomerfair@gmail.com by

April 1st, 2025

80th Anniversary Bloomer Fair T-Shirt Design Contest

Rules

1. Contest is open to all Bloomer and New Auburn area youth, ages 20 years and younger.
2. Each participant is able to submit a maximum of 3 designs in the contest.
3. Design can be drawn or made electronically with design software or AI. Designs should be scanned and submitted electronically.
4. Design must be made to print on one side of a t-shirt.
5. Design must be submitted and emailed to bloomerfair@gmail.com by April 1st, 2025.
 - a. Please contain the following information when submitting your design.
 - i. Name
 - ii. Address
 - iii. Phone number
 - iv. Age
6. Winning design.
 - a. Winners will be notified April, 2025.
 - b. 1st place design will be printed on t-shirts for the 80th Annual Bloomer Fair which will be for purchase early spring 2025.
 - c. Winners and winning designs will be published on social media and Bloomer Advance.
7. The Bloomer Community Club reserves the right to modify the selected design for printing purposes.

Contest is sponsored by the Bloomer Community Club.
If you have any questions please contact Darren Swartz at Bloomerfair@gmail.com or 715-568-2800
Ex 4171

